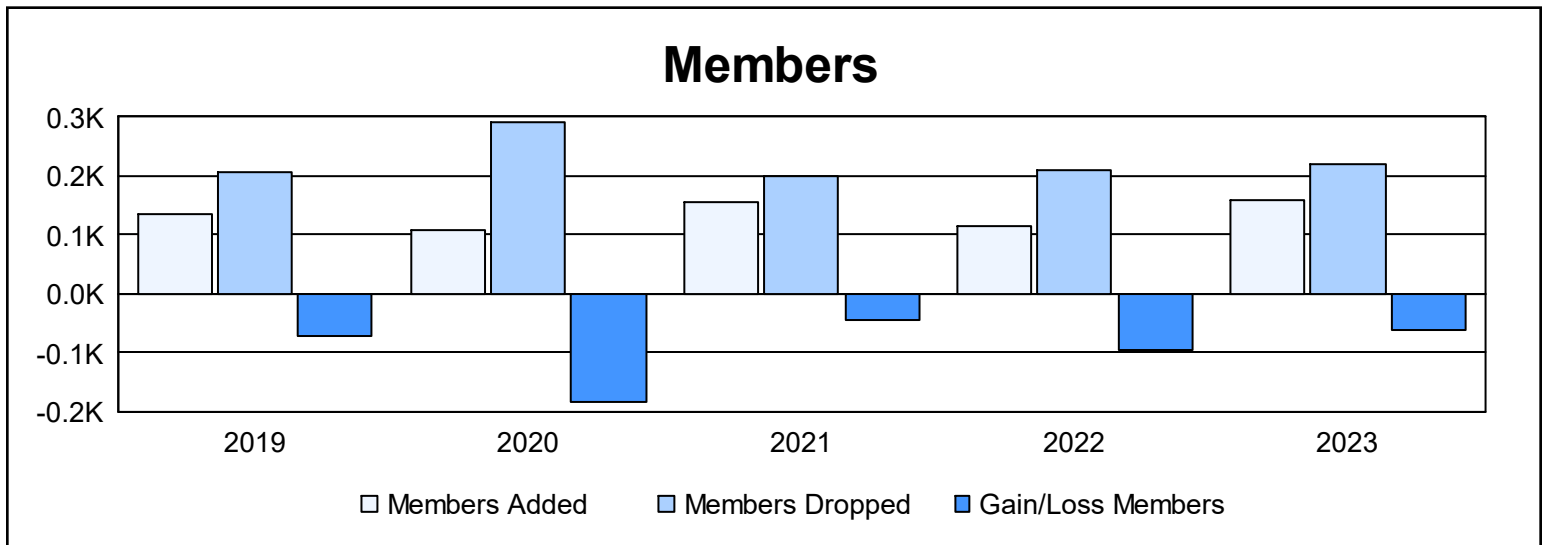
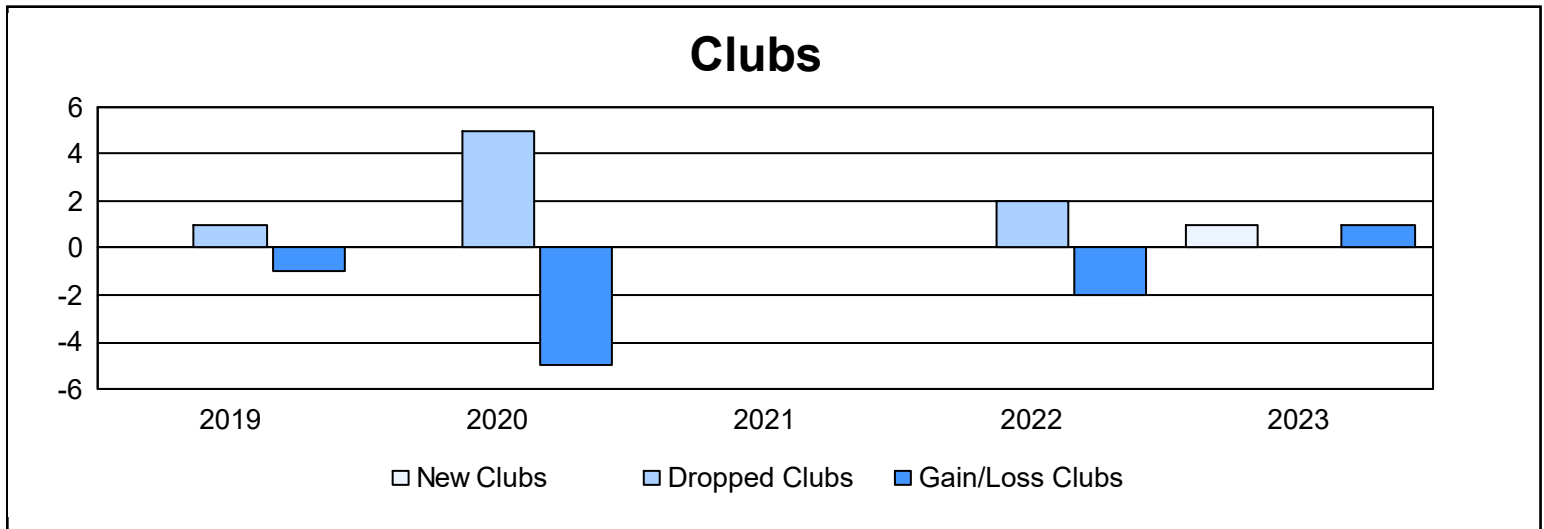
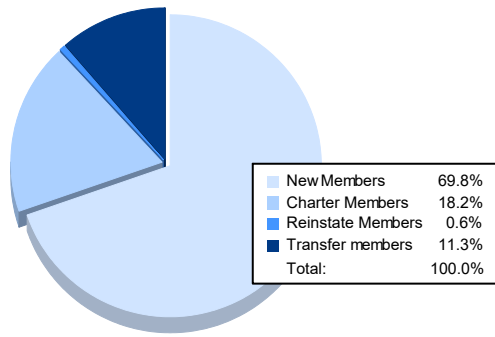


| Year | New Clubs | Dropped Clubs | Gain/ Loss Clubs | New Members | Charter Members | Reinstate Members | Transfer Members | Total Member Added | Total Members Dropped | Gain/ Loss Members |
|----------------|-----------|---------------|------------------|-------------|-----------------|-------------------|------------------|--------------------|-----------------------|--------------------|
| 2018-2019 | 0 | 1 | -1 | 134 | 0 | 0 | 1 | 135 | 207 | -72 |
| 2019-2020 | 0 | 5 | -5 | 106 | 0 | 0 | 3 | 109 | 292 | -183 |
| 2020-2021 | 0 | 0 | 0 | 145 | 0 | 6 | 5 | 156 | 201 | -45 |
| 2021-2022 | 0 | 2 | -2 | 103 | 7 | 1 | 4 | 115 | 209 | -94 |
| 2022-2023 | 1 | 0 | 1 | 111 | 29 | 1 | 18 | 159 | 219 | -60 |
| Average | 0 | 2 | -1 | 120 | 7 | 2 | 6 | 135 | 226 | -91 |



Membership Composition June 2023 Cumulative



Gender Composition June 2023 Cumulative

